

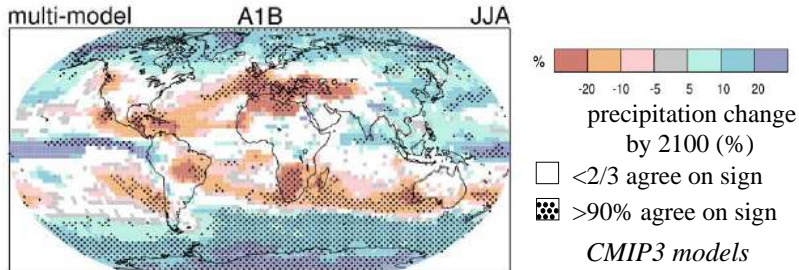
Link between past and future precipitation changes in tropical South America based on CMIP5 simulations

Camille Risi, Sandrine Bony, Françoise Vimeux

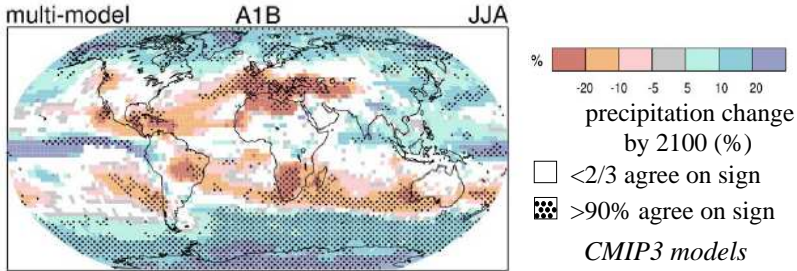
LMD/IPSL/CNRS

Journées Missterre, 21 November 2011

Spread in precipitation projections

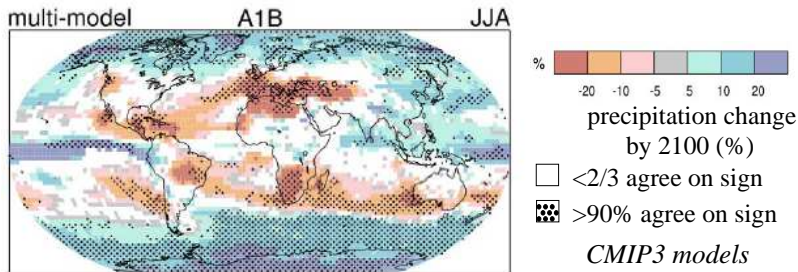


Spread in precipitation projections



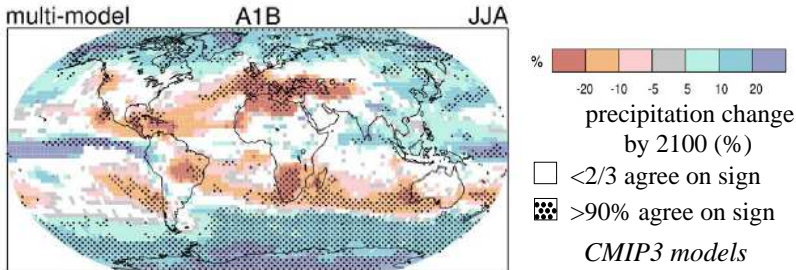
- ▶ Can we assess the credibility of future precip projections of tropical precip using past changes?
 - ▶ if a model is better for the past, is it better for the future?
- ⇒ compare past/future CMIP5 simulations

Spread in precipitation projections



- ▶ Can we assess the credibility of future precip projections of tropical precip using past changes?
 - ▶ if a model is better for the past, is it better for the future?
- ⇒ compare past/future CMIP5 simulations
 - ▶ Are there common mechanisms?
- ⇒ use idealized CMIP5 simulations

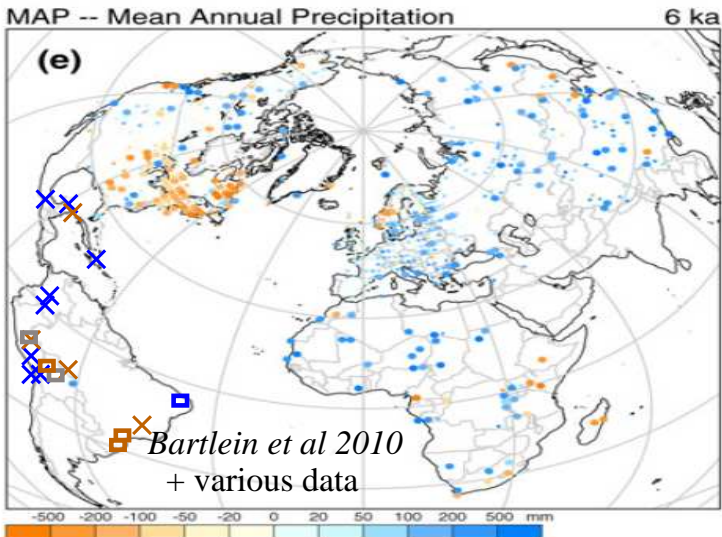
Spread in precipitation projections



- ▶ Can we assess the credibility of future precip projections of tropical precip using past changes?
 - ▶ if a model is better for the past, is it better for the future?
- ⇒ compare past/future CMIP5 simulations
 - ▶ Are there common mechanisms?
- ⇒ use idealized CMIP5 simulations
- ▶ Focus on tropical South America
- ▶ 9 models with MH, 4 models with LGM ⇒ focus on MH

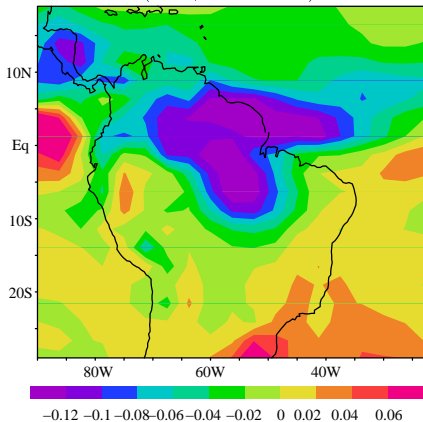
Mid Holocene (6ka)

- ▶ orbital forcing, little CO_2 and temperature changes



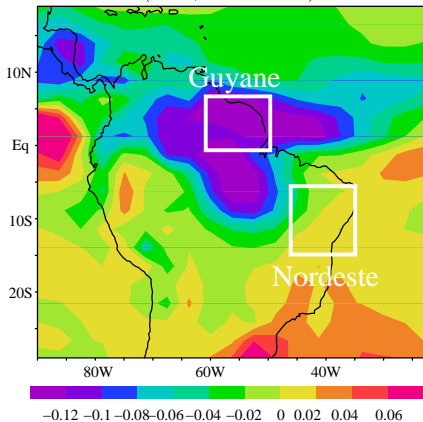
Multi-model EOF of future precip changes

EOF 1 annual-mean ΔP
RCP8.5-PI
(86%, 16 models)



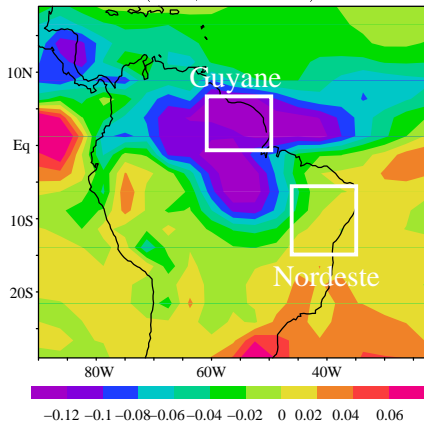
Multi-model EOF of future precip changes

EOF 1 annual-mean ΔP
RCP8.5-PI
(86%, 16 models)

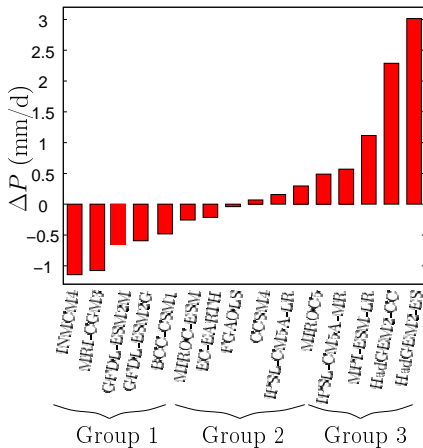


Multi-model EOF of future precip changes

EOF 1 annual-mean ΔP
RCP8.5-PI
(86%, 16 models)

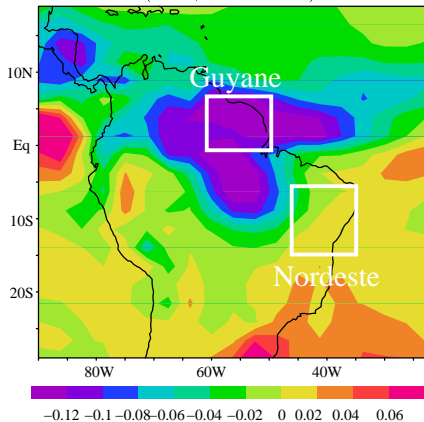


Guyane-Nordeste
RCP8.5-PI precip change

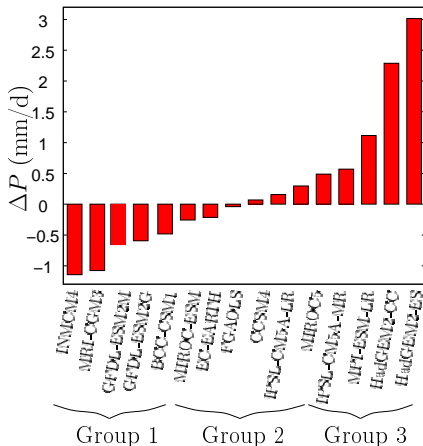


Multi-model EOF of future precip changes

EOF 1 annual-mean ΔP
RCP8.5-PI
(86%, 16 models)

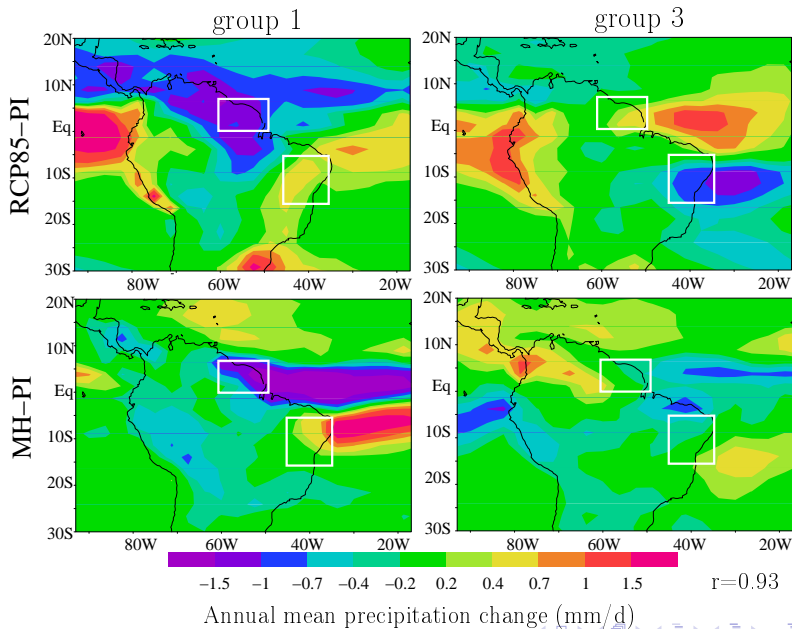


Guyane-Nordeste
RCP8.5-PI precip change

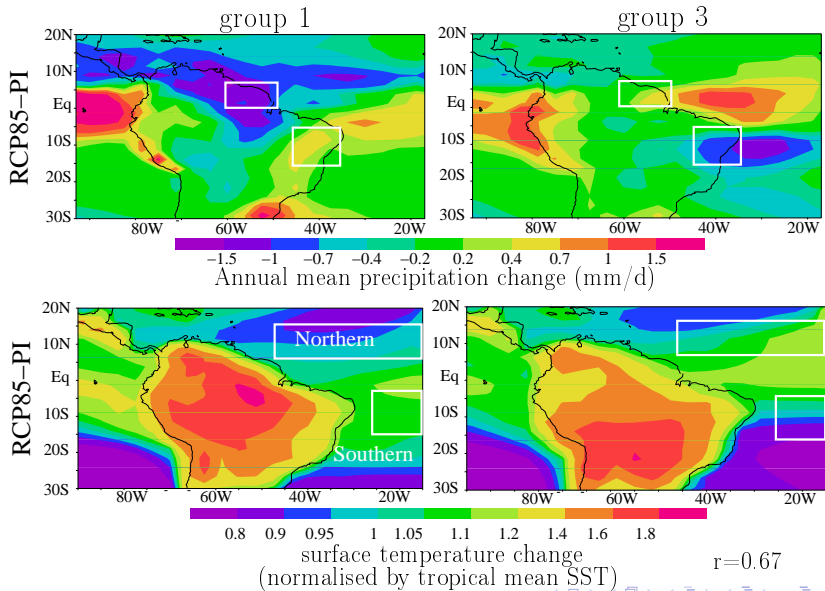


⇒ composites for \neq groups, correlation ΔP index vs other indices

Link between future climate and MH

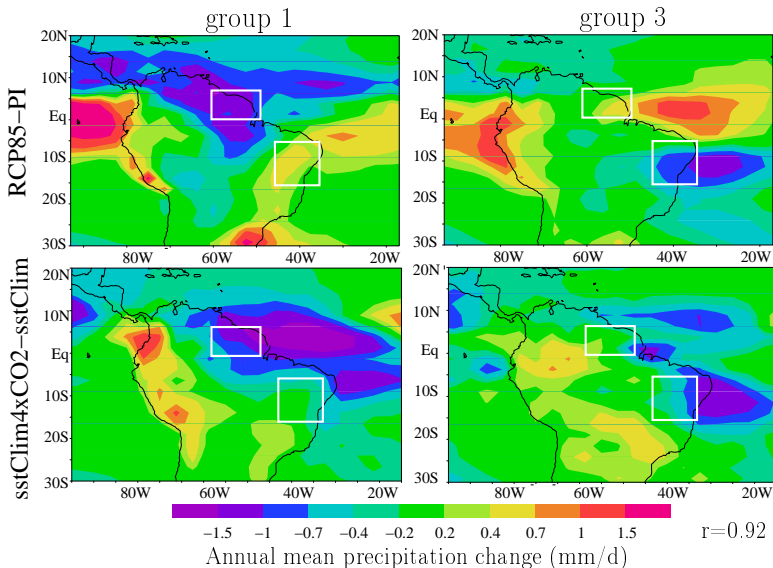


Link with Atlantic SSTs



Link with direct CO2 effect

▶ sstClim4xCO2 vs sstClim



Summary

In models where precip decreases in Guyane and increases in Nordeste in RCP8.5:

- ▶ similar precipitation dipole in MH ($r=0.93$) ⇒ **Potential for constraining future projections using paleo data**

Summary

In models where precip decreases in Guyane and increases in Nordeste in RCP8.5:

- ▶ similar precipitation dipole in MH ($r=0.93$) ⇒ **Potential for constraining future projections using paleo data**
- ▶ similar pattern in sstClim4xCO2-sstClim ($r=0.92$) ⇒ most of the dispersion is due to direct CO2 effect

Summary

In models where precip decreases in Guyane and increases in Nordeste in RCP8.5:

- ▶ similar precipitation dipole in MH ($r=0.93$) \Rightarrow **Potential for constraining future projections using paleo data**
- ▶ similar pattern in $sstClim4xCO2-sstClim$ ($r=0.92$) \Rightarrow most of the dispersion is due to direct CO2 effect
- ▶ similar pattern in $amipFuture$ ($r=0.78$) \Rightarrow some of the dispersion is associated with purely atmospheric processes independent of CO2

Summary

In models where precip decreases in Guyane and increases in Nordeste in RCP8.5:

- ▶ similar precipitation dipole in MH ($r=0.93$) ⇒ **Potential for constraining future projections using paleo data**
- ▶ similar pattern in $sstClim4xCO2-sstClim$ ($r=0.92$) ⇒ most of the dispersion is due to direct CO2 effect
- ▶ similar pattern in $amipFuture$ ($r=0.78$) ⇒ some of the dispersion is associated with purely atmospheric processes independent of CO2
- ▶ southern Atlantic warms more than Northern Atlantic ($r=0.67$) ⇒ some of the dispersion is due to change in SST pattern

Summary

In models where precip decreases in Guyane and increases in Nordeste in RCP8.5:

- ▶ similar precipitation dipole in MH ($r=0.93$) ⇒ **Potential for constraining future projections using paleo data**
- ▶ similar pattern in sstClim4xCO2-sstClim ($r=0.92$) ⇒ most of the dispersion is due to direct CO2 effect
- ▶ similar pattern in amipFuture ($r=0.78$) ⇒ some of the dispersion is associated with purely atmospheric processes independant of CO2
- ▶ southern Atlantic warms more than Northern Atlantic ($r=0.67$) ⇒ some of the dispersion is due to change in SST pattern
- ▶ south American land surface warms more in MH and in sstClim4xCO2 ($r=0.73$ et 0.71) ⇒?

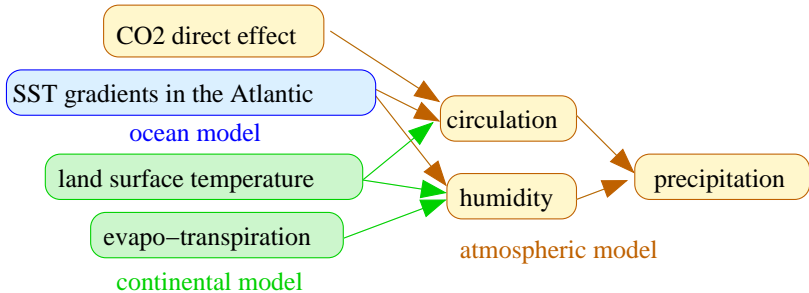
Summary

In models where precip decreases in Guyane and increases in Nordeste in RCP8.5:

- ▶ similar precipitation dipole in MH ($r=0.93$) ⇒ **Potential for constraining future projections using paleo data**
- ▶ similar pattern in sstClim4xCO2-sstClim ($r=0.92$) ⇒ most of the dispersion is due to direct CO2 effect
- ▶ similar pattern in amipFuture ($r=0.78$) ⇒ some of the dispersion is associated with purely atmospheric processes independant of CO2
- ▶ southern Atlantic warms more than Northern Atlantic ($r=0.67$) ⇒ some of the dispersion is due to change in SST pattern
- ▶ south American land surface warms more in MH and in sstClim4xCO2 ($r=0.73$ et 0.71) ⇒?
- ▶ the double ITCZ problem is less frequent ($r=-0.66$) ⇒?

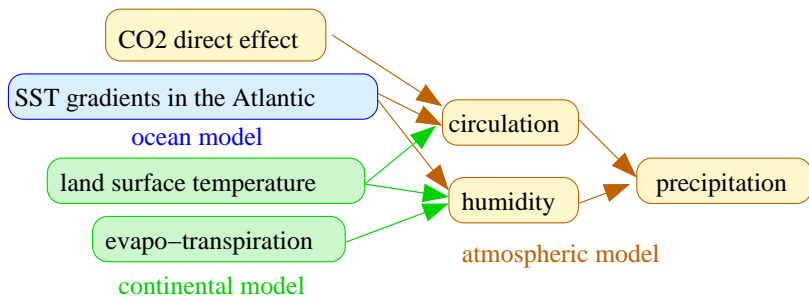
Perspectives

- ▶ Work in progress to understand mechanisms in future, MH:



Perspectives

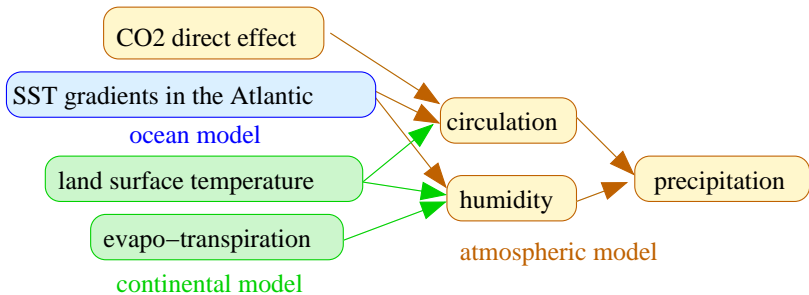
- ▶ Work in progress to understand mechanisms in future, MH:



⇒ use decomposition framework of *Bony et al submitted*

Perspectives

- ▶ Work in progress to understand mechanisms in future, MH:



⇒ use decomposition framework of *Bony et al submitted*

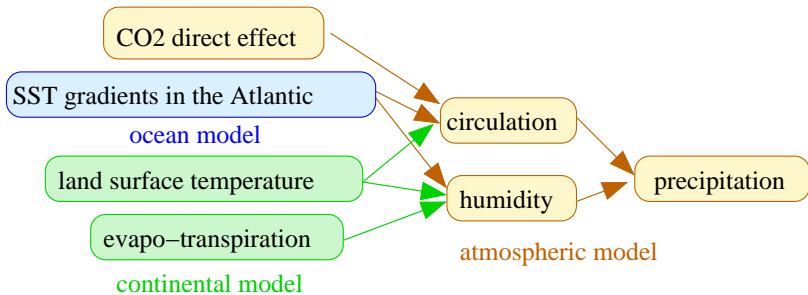
- ▶ Actually using paleo constrains: ex: water isotopic archives (speleothems, Andean ice cores)

⇒ quantify link between isotopes and precip (LMDZ-iso)

⇒ synthesize isotopic data for MH (post-doc L-IPSL)

Perspectives

- ▶ Work in progress to understand mechanisms in future, MH:



⇒ use decomposition framework of *Bony et al submitted*

- ▶ Actually using paleo constrains: ex: water isotopic archives (speleothems, Andean ice cores)

⇒ quantify link between isotopes and precip (LMDZ-iso)

⇒ synthesize isotopic data for MH (post-doc L-IPSL)

- ▶ Will be continued within ANR ISOTROPIC of F. Vimeux